

MS Teams Join a Meeting

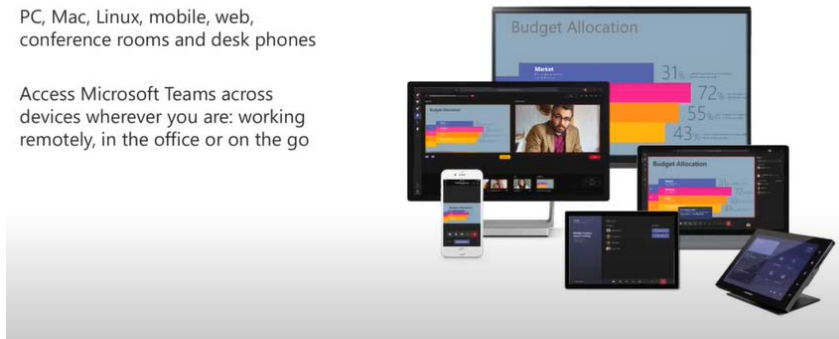
You don't need to be a member of an organization or even have a Teams account to join a Teams meeting

Best option: Download MS Teams to your device of choice prior to the meeting

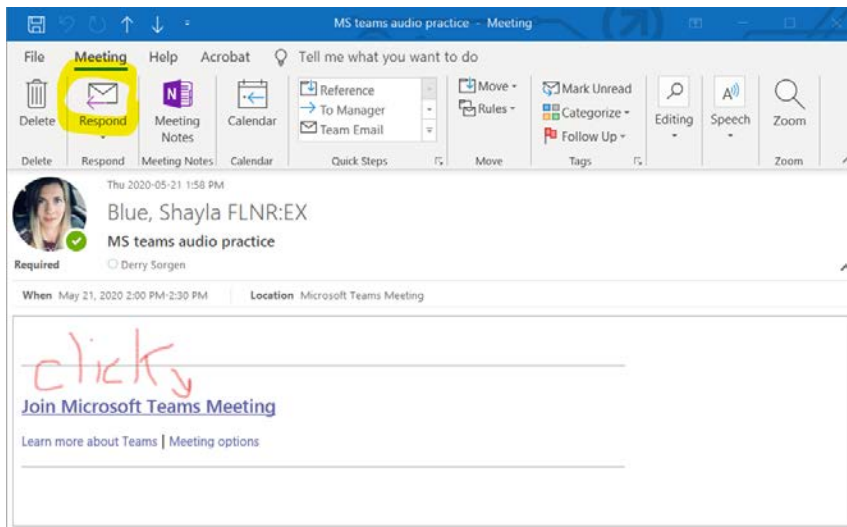
Consistent experience across devices, screens, sizes and platforms

PC, Mac, Linux, mobile, web, conference rooms and desk phones

Access Microsoft Teams across devices wherever you are: working remotely, in the office or on the go

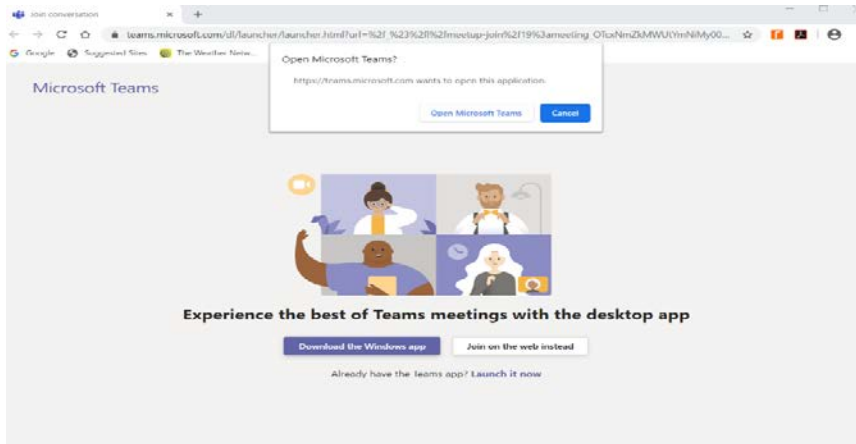


To enter the meeting, in the e-mailed MS teams meeting request (either in your inbox or from you calendar) click **Join Microsoft Teams Meeting**



Desktop or laptop will take you to a page that will offer you 3 options to join:

1. If you have it downloaded: Open Microsoft Teams or it will automatically take you to the meeting.
2. Open in your web browser: Join on web instead
3. Download the Windows app.



iPad or iPhone: **Required** to download Microsoft Teams App, the web browser will not support a meeting. Chrome will receive the same notice as Safari.



If you don't have a Teams account, you have the option to enter your name to join the meeting as a guest. If you do have a Teams account, select **Sign in** to join. Then, you may join the meeting right away or go to the lobby where people in the meeting can admit you.

[Join a Teams meeting 1:30 minute training video link](#)

Unofficial help person: **Shayla Blue**

Call or Chat with me on MS Teams, or
Shayla.Blue@gov.bc.ca, or
(780) 831-0067.